



Reaction to fire test report

Warringtonfire Testing and Certification Limited

Test standard: EN 13823:2020

Test sponsor(s): CGL Facades

Product(s): System 2 Hook-on System

Job number: 504461



Test date: 29 October 2021

Version: One

Warringtonfire, accredited for compliance with ISO/IEC 17025:2017 – Testing



Quality management

Version	Date	Summary of amendments including reasons	
One	14 December 2021	Description	Initial issue
		Name	Prepared by
		Signature	Authorised by
			Gareth Morris
			Keith Hughes
			
			
		*Signed for and on behalf of Warringtonfire	

Contents

1.	Introduction	4
2.	Test specimens	4
3.	Test procedure	5
4.	Test results and observations	6
4.1	Test results	6
4.2	Test observations	7
5.	Application of test results	8
5.1	Validity	8
5.2	Uncertainty of measurement	8
Appendix A	Test data	9
Appendix B	Test specimen photographs	12

1. Introduction

This report documents the findings of the reaction to fire test of System 2 Hook-on System in accordance with EN 13823:2020.

Warringtonfire Testing and Certification Limited (Warringtonfire) performed the test on 29 October 2021 at the request of the test sponsor listed in Table 1.

Table 1 Test sponsor details

Test sponsor	Address
CGL Facades	2 Young Place, Kelvin Industrial Estate Glasgow, East Kilbride G75 0TD United Kingdom


2. Test specimens

The description of the test specimens is detailed in Table 2. Unless otherwise specified:

- The information was provided by the test sponsor.
- All measurements were taken by Warringtonfire.
- All values quoted are nominal.

Table 2 Test specimen description

General description		CGL Hook-on Cladding System
Product reference of coating system		“CGL Facades Hook-on Interpon D2525”
Name of manufacturer		CGL Systems
Overall thickness		190mm (determined by Warringtonfire)
Overall weight per unit area		11kg/m ² (stated by sponsor)
Coating (Test face)	Generic type	Polyester powder coating
	Product reference	“Interpon D2525”
	Name of manufacturer	AkzoNobel powder Coatings
	Colour reference	“RAL 9006”
	Colour	“Grey”
	Number of coats	One
	Application thickness	60 - 90 microns
	Application rate	82.2g/m ²
	Specific gravity	1.5
	Application method	Automatic electrostatic spray
	Flame retardant details	See Note 1 below
	Curing process	20 minutes at 200 degrees Celsius
Aluminium	Generic type	Aluminium
	Product reference	“3103 H14 Grade Aluminium”
	Name of manufacturer	Norsk Hydro
	Thickness	2mm
	Weight per unit area	5.42kg/m ²
	Flame retardant details	See Note 1 below
Mineral Wool	Generic type	Rockwool
	Product reference	“Duo Slab”
	Name of manufacturer	Rockwool
	Thickness	100mm
	Weight per unit area	See Note 2 below
	Flame retardant details	See Note 1 below
Mounting details		The specimens were tested with a fibre cement backing board butted up against the reverse face of the specimen
Joint details		Vertical and horizontal joints were incorporated in the specimen

<p>Picture of profile from the side</p>	
<p>Brief description of manufacturing process</p>	<p>See Note 3 below</p>

Note 1: The sponsor of the test has confirmed that no flame retardant additives were utilised in the production of the component.

Note 2: The sponsor was unable to provide this information.

Note 3: The sponsor was unwilling to provide this information.

3. Test procedure

Table 3 details the test procedure for this reaction to fire test.

Table 3 Test procedure

Item	Detail
Test standard	The test was performed in accordance with EN 13823:2020.
Product standard and/or EAD	Not applicable
Supplementary standard	EN 13501: 2018
EGOLF agreements and/or recommendations	Not applicable
Deviations from the test standard	None
Pre-test conditioning	<p>The test specimens were received on 5 May 2021.</p> <p>Before testing, the test specimens were conditioned in accordance with the requirements of EN 13238:2010 for a fixed period of 28 days at a temperature of 23 ± 2 °C and a relative humidity of $50 \pm 5\%$.</p>
Sampling / test specimen selection	The test specimens were sampled by the test sponsor. Warringtonfire was not involved in any selection or sampling procedure.
Intended application	Exterior cladding
Test face	The decorative face of the test specimens was exposed to the heating conditions of the test when the test specimens were mounted in the test position.
Test specimen preparation	The test specimen walls (or wings) were installed in the trolley in accordance with the requirements of section 5.3 of BS EN 13823:2020.
Number of replicate tests	Three

4. Test results and observations

4.1 Test results

Table 4 shows a summary of the results for the test specimens.

Table 4 Test results

Parameter	Unit	Results			
		Specimen 1	Specimen 2	Specimen 3	Mean
Fire spread					
FIGRA (THR(t) threshold of 0.2MJ)	W/s	39	46	44	43
FIGRA (THR(t) threshold of 0.4MJ)	W/s	0	28	3	10
THR _{600s}	MJ	0.6	0.7	0.8	0.7
Lateral flame spread to edge of test specimen?	-	No	No	No	No
Smoke production					
SMOGRA	m ² /s ²	5	10	9	8
TSP _{600s}	m ²	28	54	49	44
Flaming droplets and particles					
Fall of flaming droplets/particles < 10s?	-	No	No	No	No
Fall of flaming droplets/particles > 10s?	-	No	No	No	No

4.2 Test observations

Table 5 shows a list of initial observations noted for every tested specimen.

Table 5 Common specimen observations

Min	Sec	Initial observations for each specimen
0	0	Pre-checks performed on analysers
2	0	Auxiliary burner switched on to check correct burner operating conditions
5	0	Gas flow switched from auxiliary burner to main burner & test flames impinge on specimen

Observations of any significant behaviour of the specimen during the tests are summarised in Table 6 below.

Table 6 Test observations

Min	Sec	Observations during test
Specimen 1		
5	6	Discolouration of the surface of the test specimen occurred in the region of the burner
6	45	Flaming on the surface of the test specimen occurred in the region of the burner
26	0	End of test conditions. All flaming ceased.
Specimen 2		
5	6	Discolouration of the surface of the test specimen occurred in the region of the burner
6	39	Flaming on the surface of the test specimen occurred in the region of the burner
26	0	End of test conditions. All flaming ceased.
Specimen 3		
5	6	Discolouration of the surface of the test specimen occurred in the region of the burner
7	0	Flaming on the surface of the test specimen occurred in the region of the burner
26	0	End of test conditions. All flaming ceased.

5. Application of test results

5.1 Validity

This document is the original version of this test report and is written in English. In case of doubt the original version prevails over a translation. This document is issued subject to Warringtonfire's standard terms and conditions, which are available at: [Terms and Conditions | Element](#).

The test results relate to the behaviour of the test specimens of a product under the particular conditions of the test; they are not intended to be the sole criterion for assessing the potential fire hazard of the product in use, nor can the results be extrapolated and applied to other products.

Reports are statements of fact prepared in accordance with the referenced version of the standards stated in Section 3 of this report. Reports are based upon the information provided to Warringtonfire. Warringtonfire takes no responsibility for the accuracy or completeness of such information.

The results stated in this report apply to the sample as received. Any differences in composition, production process, thickness, density or colour of the product may significantly affect the performance and will therefore invalidate the application of the test results to the variant product. It is recommended that any proposed variation to the tested configuration or product should be referred to the test sponsor. The test sponsor should then obtain appropriate documentary evidence of compliance from Warringtonfire or another accredited testing authority. The supplier of the product is responsible for ensuring that the product which is supplied for use is identical to the test specimens that were tested.

This report may only be reproduced in full. Extracts or abridgements shall not be published without the express written permission of Warringtonfire.

The report is issued for the benefit of Warringtonfire's direct customer only, and may not be relied upon by any third parties without Warringtonfire's express written consent.

5.2 Uncertainty of measurement

The determination of the uncertainty of measurement of FIGRA, THR600s, SMOGRA and TSP600s is an ongoing topic within CEN. PD CEN/TR 16988: 2016 provides the latest work of the CEN committee tasked with working on this matter. Until this work is finalised the measurement of uncertainty is not reported.

Appendix A Test data

A.1 Heat release rate

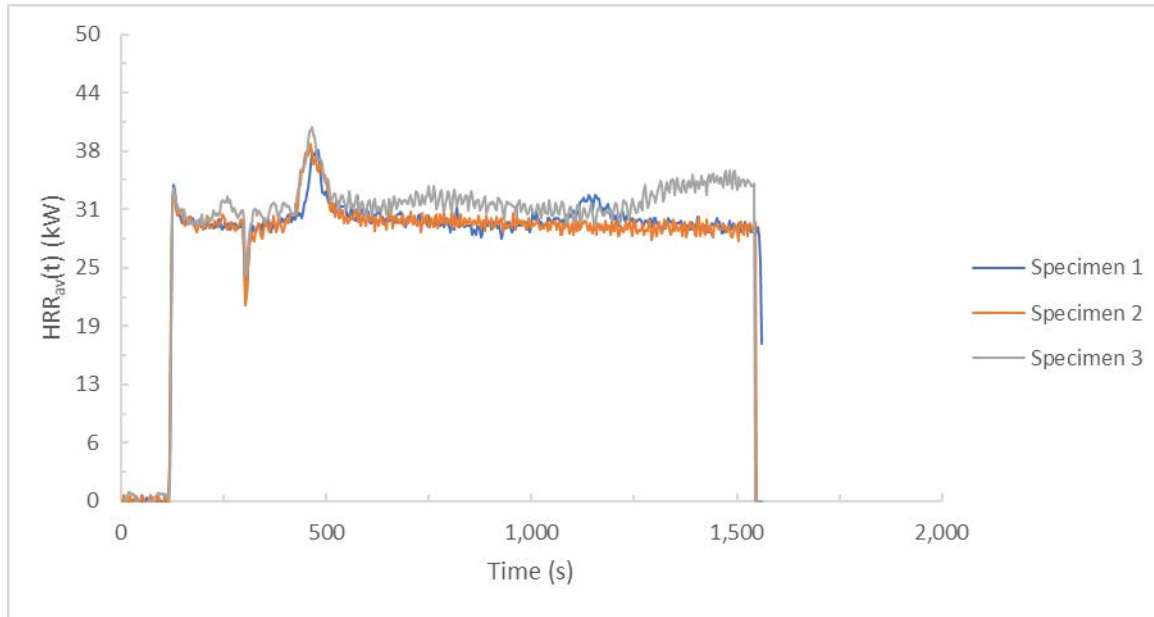


Figure 1 Heat release rate vs time

A.2 Total heat release

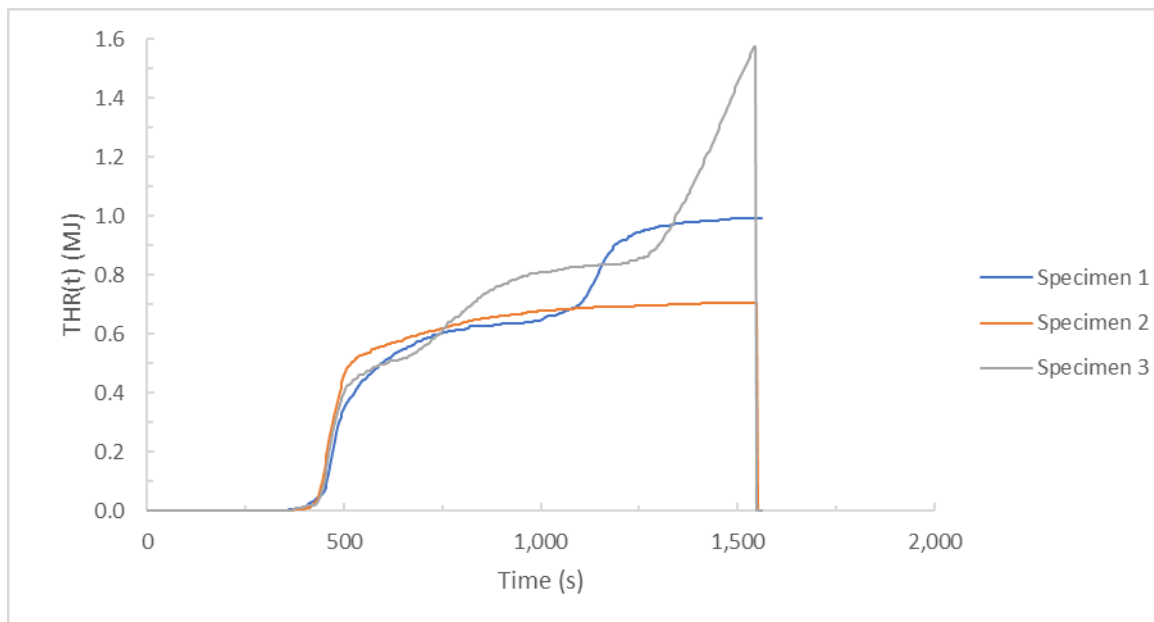


Figure 2 Total heat release vs time

A.3 1000 x HRR_{av} (t) / (t-300)

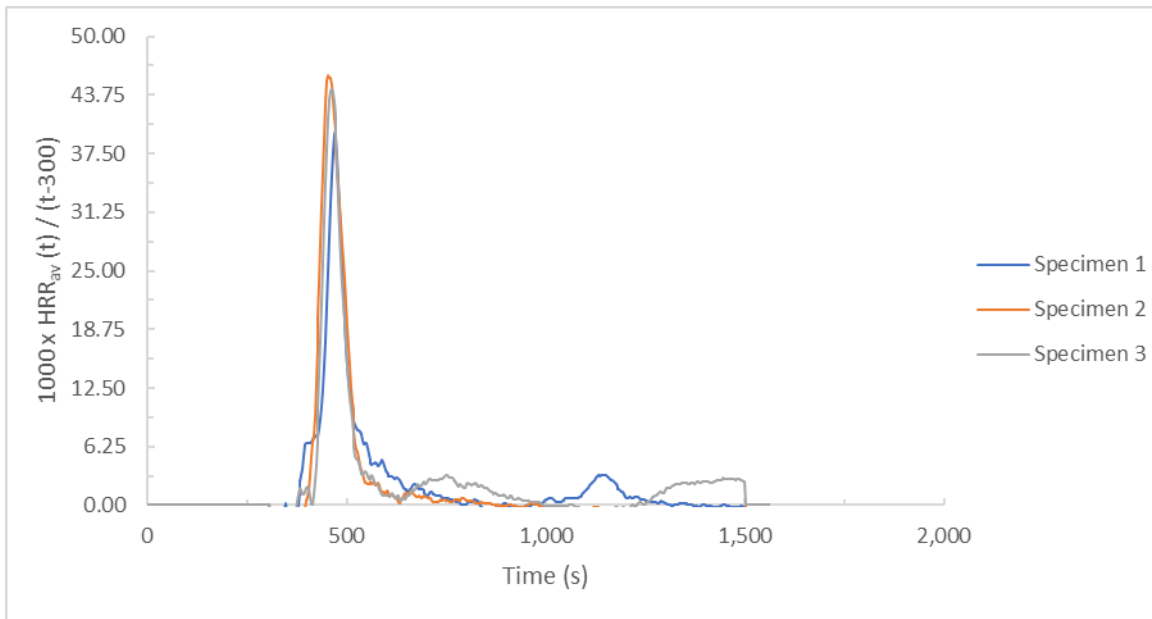


Figure 3 1000 x HRR_{av} (t) / (t-300) vs time

A.4 Smoke production rate

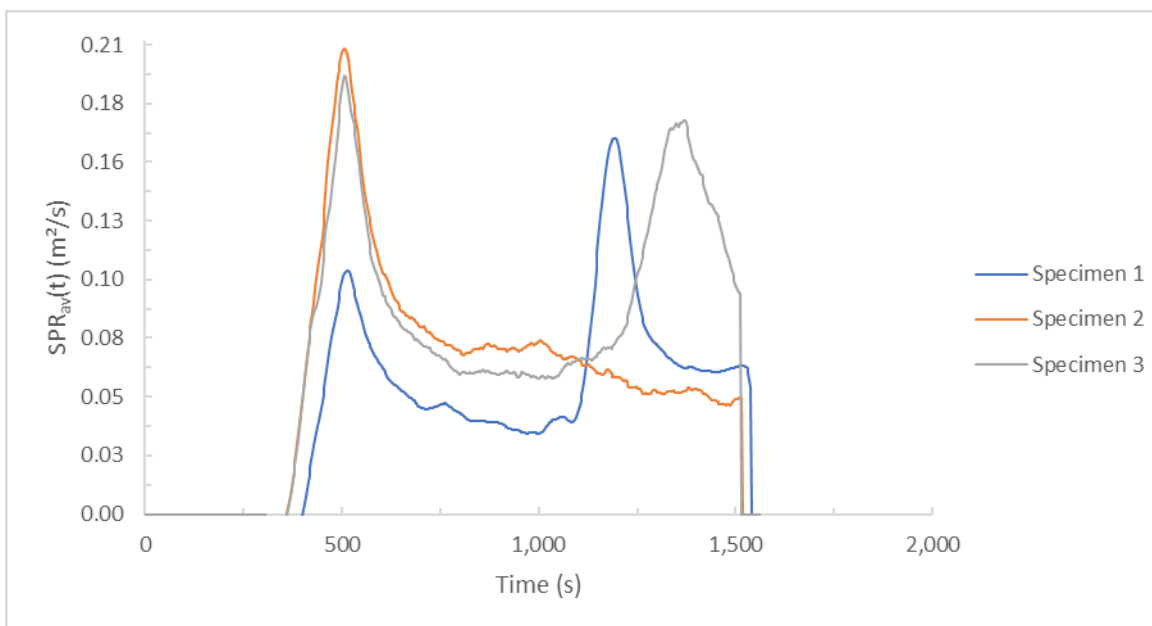


Figure 4 Smoke production rate vs time

A.5 Total smoke production

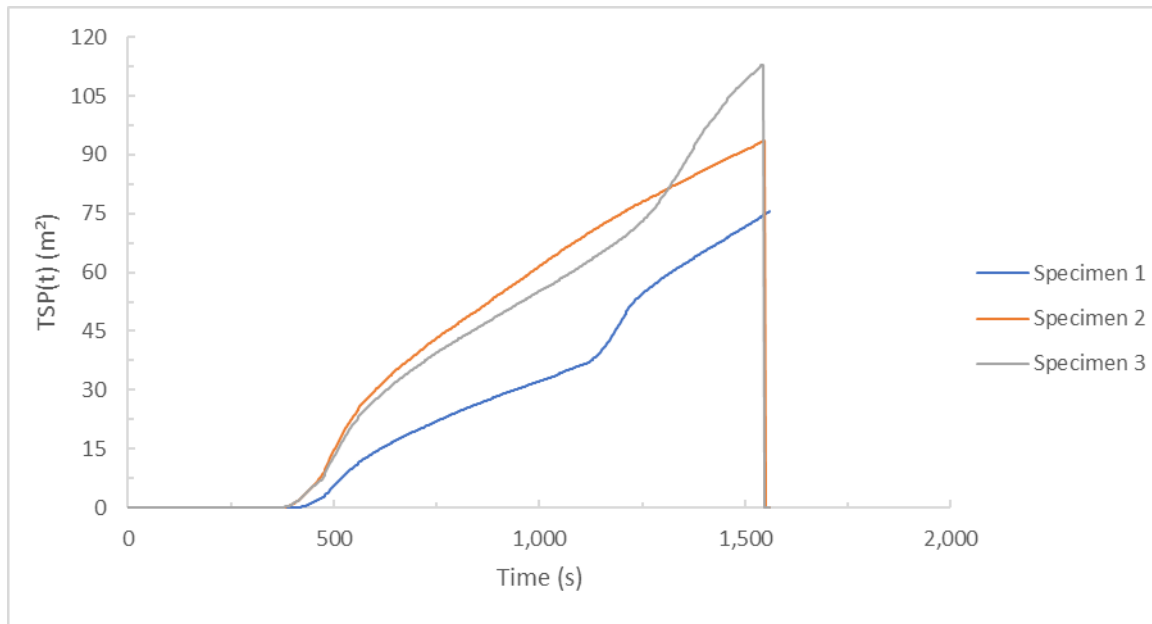


Figure 5 Total smoke production vs time

A.6 $10000 \times \text{SPR}_{\text{av}}(t) / (t-300)$

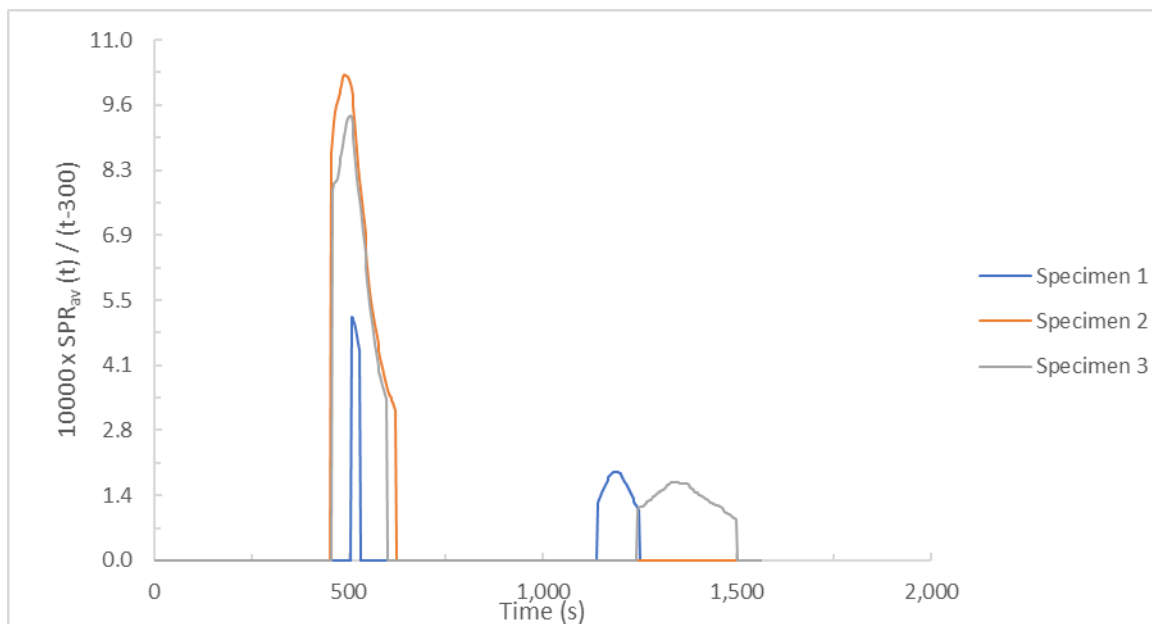


Figure 6 $10000 \times \text{SPR}_{\text{av}}(t) / (t-300)$ vs time

Appendix B Test specimen photographs




Figure 7: Total view of the exposed surface of the long wing prior to testing



Figure 8: Close up view of the vertical outer edge of the long wing at a height of 500mm prior to testing



Registered office:

Warringtonfire Testing and Certification Limited
3rd Floor, Davidson Building, 5 Southampton Street, London, WC2E 7HA, United Kingdom
Registered Company No. 11371436

Name & address of issuing laboratory:

Warringtonfire Testing and Certification Limited
Holmesfield Road, Warrington WA1 2DS, United Kingdom

Location of performance of laboratory activities:

Warringtonfire Testing and Certification Limited
Holmesfield Road, Warrington WA1 2DS, United Kingdom

Reaction to Fire laboratory locations:

Frankfurt, Germany
DAkkS accredited laboratory D-PL-18354-01-00
T: +49 69 506 089445

Gent, Belgium
BELAC accredited laboratory 196-TEST
T: +32 9 243 77 50

Melbourne, Australia
NATA accredited laboratory 3277
T: +61 3 9767 1000

Warrington, United Kingdom
UKAS accredited laboratory 0249
T: +44 (0) 1925 655 116

General conditions of use

The data, methodologies, calculations and results documented in this report specifically relate to the tested specimen/s and must not be used for any other purpose. This report may only be reproduced in full. Extracts or abridgements must not be published without permission from Warringtonfire.

All work and services carried out by Warringtonfire are subject to, and conducted in accordance with, our standard terms and conditions. These are available on request or at <https://www.element.com/terms/terms-and-conditions>.