



Technical Report – R4789906626 CWCT – Standard for systemised building envelopes – 2005

CGL Facades

CGL Wallplank System



Summary of Results

The following summarises the results of testing carried out, in accordance with the relevant testing and classification standards.

Test Type	Peak Test Pressure	Result	Date of Test	Classification
Test 1 - Air Leakage – Infiltration	600 Pa	Pass	29.11.21	A4
Test 2 - Air Leakage – Exfiltration	100 Pa	N/A	29.11.21	N/A
Test 3 – Water Penetration (Static Pressure)	600 Pa	Pass	10.01.22	R7
Test 4 - Wind Resistance – Serviceability – Backing Wall	2400 Pa	Pass	10.01.22	-
Test 5 - Repeat Air Leakage – Infiltration	600 Pa	Pass	10.01.22	A4
Test 6 - Repeat Air Leakage – Exfiltration	100 Pa	N/A	10.01.22	N/A
Test 7 – Repeat Water Penetration (Static Pressure)	600 Pa	Pass	10.01.22	R7
Test 8 – Water Penetration – Dynamic Aero Engine	600 Pa	Pass	11.01.22	-
Test 9 - Water Penetration – Hose	-	Pass	11.01.22	-
Test 10 - Wind Resistance – Serviceability – Cavity	2400 Pa	Pass	12.01.22	-
Test 11 - Wind Resistance – Safety – Backing Wall	3600 Pa	Pass	13.01.22	-
Test 12 - Wind Resistance – Safety – Cavity	3600 Pa	Pass	17.01.22 24.01.22	-
Test 13 - Impact Resistance – Retention of Performance	Cat B	Class 1	25.01.22	-
Test 14 - Impact Resistance – Safety to Persons	Cat B	Negligible Risk	25.01.22	-
Dismantle, Inspect & Report	Sample Passed			

These results are valid only for the conditions under which the test was conducted.

All measurement devices, instruments and other relevant equipment were calibrated and traceable to National Standards.



Description of Test Sample

The description of the test sample in this section has been supplied by the customer and has not been verified by UL International (UK) Limited.



Product Description

Full product name:	CGL Wallplank System
Product type:	Rainscreen Cladding
Product description:	CGL Wallplank c/w Vertical Support Grid
Rig Size:	8m x 5m
Backing Wall Support Type:	SFS
Particle board detail:	12.5mm Siniat Weather Defence Board
Horizontal Rail Ref :	2mm Galvanised Steel Top Hat
Vertical Rail Ref :	CS1 Tee and Angle Rails
Brackets ref:	Helping Hand Brackets
Panel Material:	3mm & 2mm Aluminium 1050 Grade
Max Panel Size:	h = 3830mm x w = 1280mm
Reinforcing:	Stiffener Channels

Product Description


Full product name:	CGL Wallplank System
Product type:	Rainscreen Cladding
Product description:	CGL Wallplank c/w Horizontal Support Grid
Rig Size:	8m x 5m
Backing Wall Support Type:	SFS
Particle board detail:	12.5mm Siniat Weather Defence Board
Horizontal Rail Ref :	CS1 Tee and Angle Rails
Vertical Rail Ref :	N/A
Brackets ref:	Helping Hand Brackets
Panel Material:	3mm Aluminium 1050 Grade
Max Panel Size:	h = 3810mm x w = 600mm
Reinforcing:	Stiffener Channels



Drainage

Drainage type (pressure equalised etc.):	Pressure equalised
Drainage specification and weep holes etc.	Open panel corners at rear for drainage



This report describes tests carried in order to determine the weather tightness of the sample with respect to water penetration, wind and impact resistance on sample supplied as follow:

Test Details	
Customer:	CGL Facades 2 Young Place Kelvin Industrial Estate East Kilbride Glasgow G75 0TD
Product Tested:	CGL Wallplank System
Date of Test:	29 th November 2021 10 th , 11 th , 12 th , 13 th , 17 th , 24 th and 25 th January 2022
Test Conducted at:	UL International (UK) Limited Halesfield 2 Telford Shropshire TF7 4QH
Test Conducted by:	P Seymour - Laboratory Technician J Dove - Laboratory Assistant D Reynolds – Engineering Technician J Ball – Laboratory Technician D Price – Senior Engineering Associate
Test Supervised by:	M Witkowska - Laboratory Leader 
Test Witnessed by:	A Stewart – CGL Facades

Report Authorisation	
Report Compiled by:	D Price – Senior Engineering Associate 
Authorised by:	M Wass – Engineering Manager 

UL International (UK) Limited is accredited by the United Kingdom Accreditation Service as UKAS Testing Laboratory No. 5772.

REPRODUCTION OF THIS DOCUMENT IN WHOLE OR ANY PART THEREOF MUST NOT BE MADE WITHOUT PRIOR WRITTEN PERMISSION FROM UL INTERNATIONAL (UK) LIMITED.

This report and the results shown within are based upon the information, drawings, samples and tests referred to in the report. The results obtained do not necessarily relate to samples from the production line of the above-named company and in no way constitute any form of representation or warranty as to the performance or quality of any products supplied or to be supplied by them. UL International (UK) Limited or its employees accept no liability for any damages, charges, cost or expenses in respect of or in relation to any damage to any property or other loss whatsoever arising either directly or indirectly from the use of the report.

